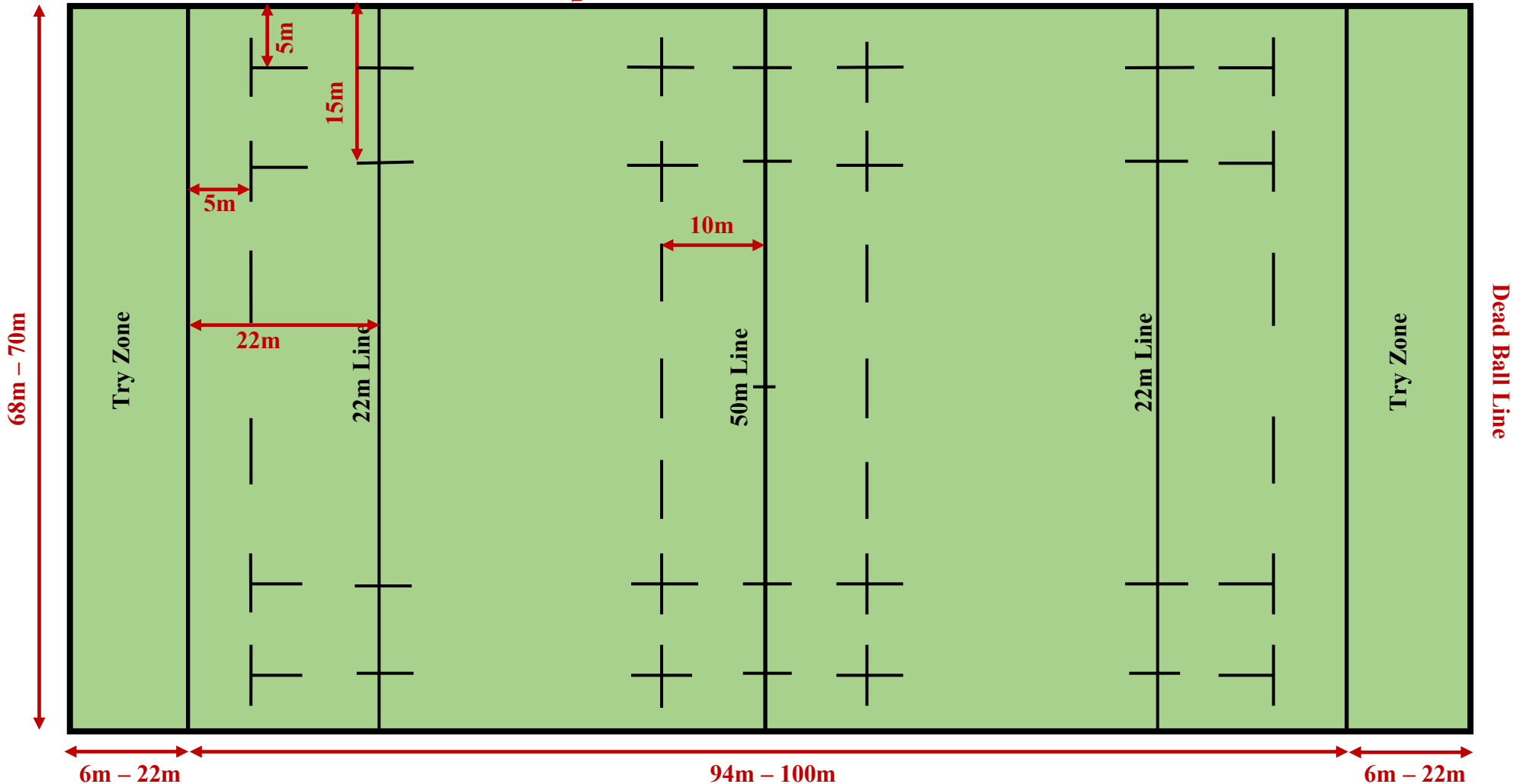
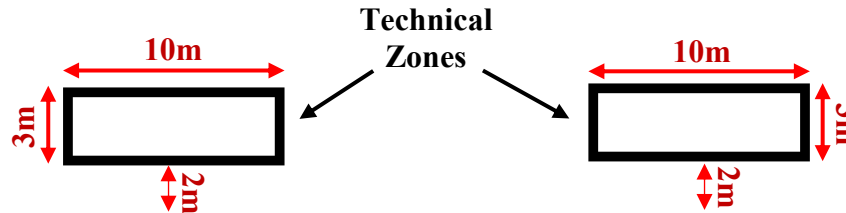


# Lining a Rugby Pitch

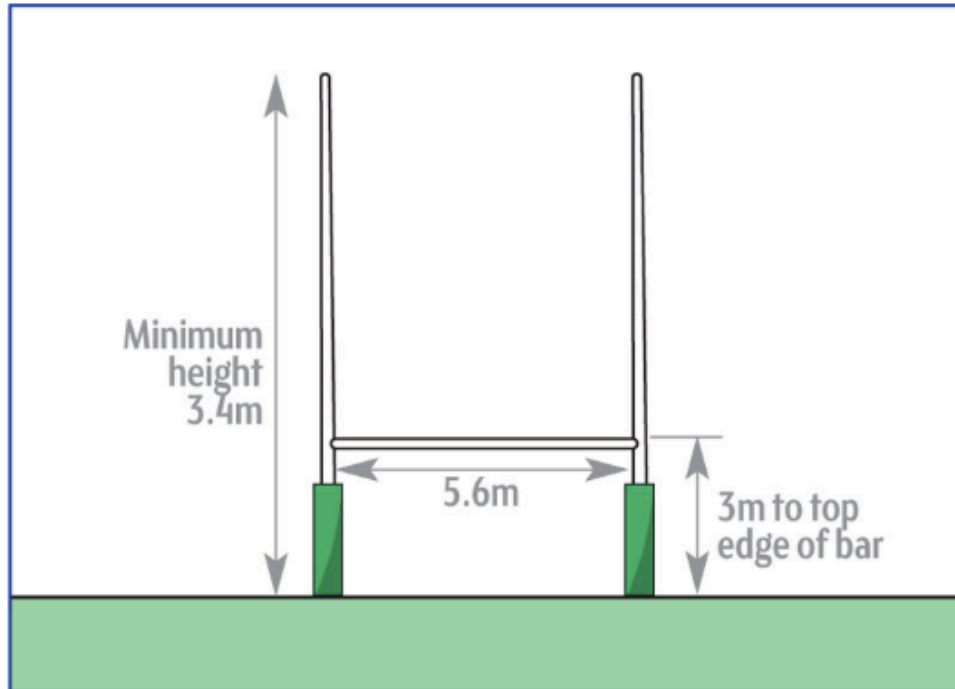
1. Paint the sideline perimeter (94m – 100m) in length and (68m – 70m) in width
2. Paint the try lines (6m – 22m) in length and (68m – 70m) in width
3. Starting from the widths of the end zones, paint the following
  - a. DASHED 5-meter line
  - b. SOLID 22-meter line
  - c. DASHED 10-meter line
  - d. SOLID 50-meter line
  - e. DASHED 10m-meter line
  - f. SOLID 22-meter line
  - g. DASHED 5-meter line
4. Going down the field from front of one try to the front of the other, paint the following
  - a. DASHED 5-meter line
  - b. DASHED 15-meter line
  - c. DASHED 15-meter line
  - d. DASHED 5-meter line



Please Reference World Rugby Law 1: <https://laws.worldrugby.org/index.php?law=1&language=EN>

#### GOAL POSTS AND CROSSBAR

7. When padding is attached to the goal posts the distance from the goal line to the external edge of the padding must not exceed 0.3 metres.



*Goal posts*

#### FLAG POSTS

8. There are 14 flag posts with flags, each with a minimum height of 1.2 metres.
9. One flag post is positioned at each intersection of the touch-in-goal lines and the goal lines and one at each intersection of the touch-in-goal lines and the dead-ball lines (eight flag posts in total).
10. One flag post is positioned in line with the 22-metre line and the half-way line on each side of the pitch, two metres outside the touchlines and within the playing enclosure (six flag posts in total).